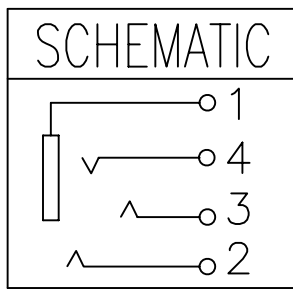
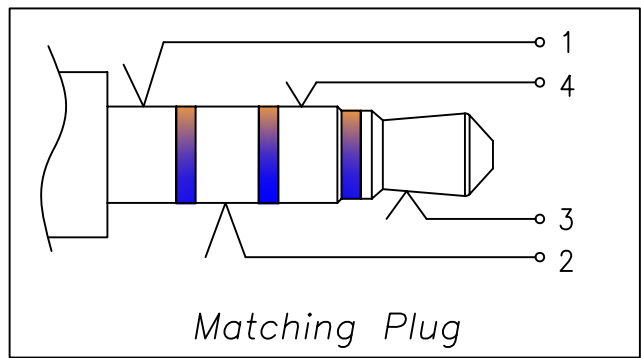
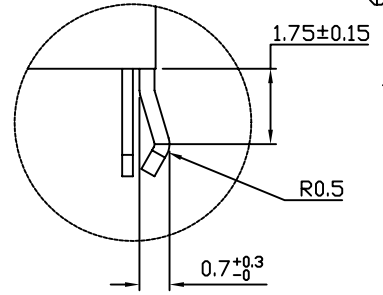
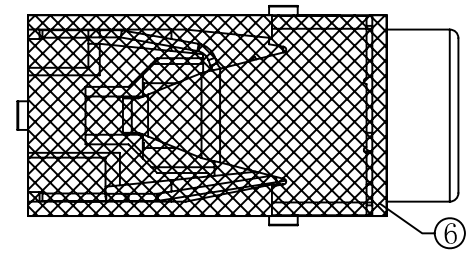
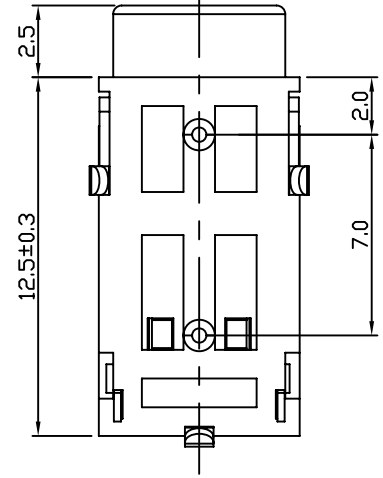


T:1.6 Dimensions of PC board holes
Tolerance : ±0.05(Printed-top view)



LEAD FREE

6	MYLAR	1		BLACK
5	HOUSING	1	PBT	BLACK
4	CONTCAT FOOT	1	C5191 t=0.30	MB:Ni(20u"min) Ag(8u"min) PLATED
3	SPRING PIECE	1	C5191 t=0.30	MB:Ni(20u"min) Ag(8u"min) PLATED
2	SPRING PIECE	1	C5191 t=0.30	MB:Ni(20u"min) Ag(8u"min) PLATED
1	CONTACT FOOT	1	C5191 t=0.30	MB:Ni(20u"min) Ag(8u"min) PLATED

LTR	PART NAME	QTY	MATERIAL	REMARK
DWN	LILY	DATE	2016.03.15	3RD ANGLE PROJECTION
CHKD	ANDY	DATE	2016.03.15	
APVD	JON	DATE	2016.03.11	
JKCR Electronics Co., Ltd.				NAME MINIATURE JACK
				CAT. NO. PJD-035-37MD
				DWN.NO. A-035-37
				001

UNLESS OTHERWISE SPECIFIED TOLERANCES

DECIMALS:	ANGLES:
X ± 0.3	X ± 1°
X.X ± 0.2	X.X ± 0.5°
X.XX ± 0.1	
X.XXX ± 0.05	

* REVISIONS				
LTR	DESCRIPTION	DATE	REVISED	APPROVED

DATE_CODE
YY:YEAR
MM:MONTH
DD:DATE