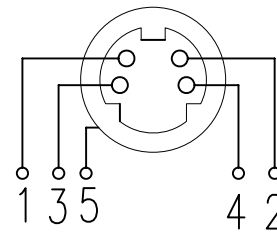
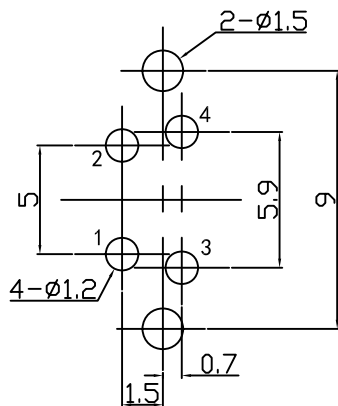
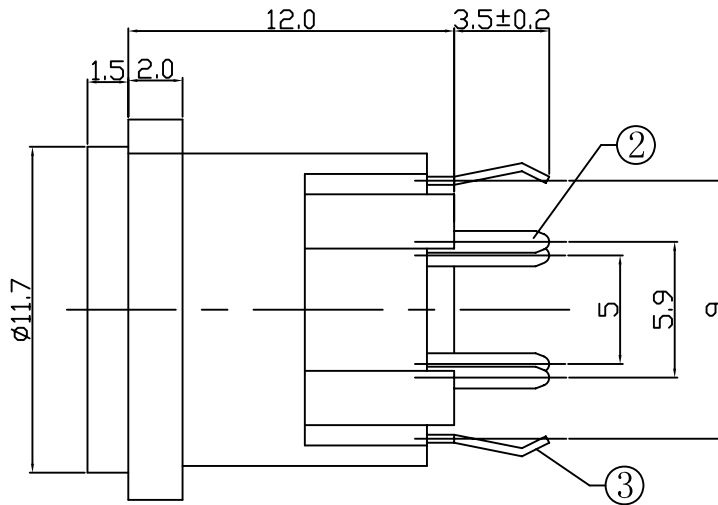
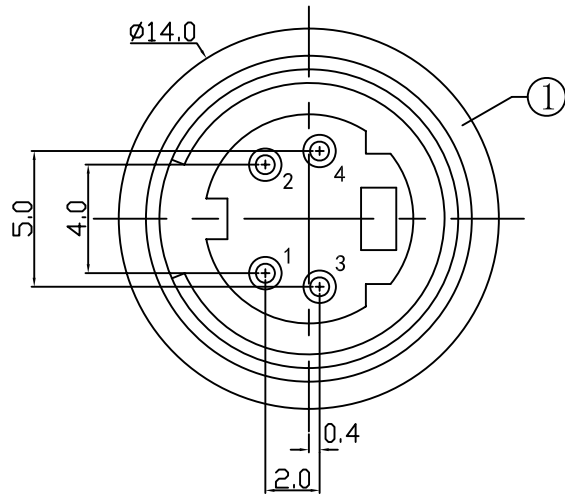


| * REVISIONS | | | | |
|-------------|-------------|------|---------|----------|
| LTR | DESCRIPTION | DATE | REVISED | APPROVED |
| | | | | |



SCHEMATIC

LEAD FREE

| 3 | CONTACT FOOT | 1 | C2680 | Cu/Sn PLATED |
|----------------------------|--------------|------|------------|----------------------|
| 2 | CONTACT FOOT | 4 | C5191 | Ag PLATED |
| 1 | HOUSING | 1 | PBT 4815 | UL-94V0(BLACK) |
| LTR | PART NAME | QTY | MATERIAL | REMARK |
| DWN | LILY | DATE | 2013.09.30 | 3RD ANGLE PROJECTION |
| CHKD | ANDY | DATE | 2013.09.30 | |
| APVD | JON | DATE | 2013.09.30 | |
| JKCR Electronics Co., Ltd. | | | | NAME S JACK |
| | | | | CAT. NO. MD-09040 |
| | | | | DWN.NO. B-09040 |
| | | | | 001 |

T:1.6 Dimensions of PC board holes
Tolerance : ±0.05(Printed-top view)

UNLESS OTHERWISE SPECIFIED, TOLERANCE ON DECIMAL: ±0.3