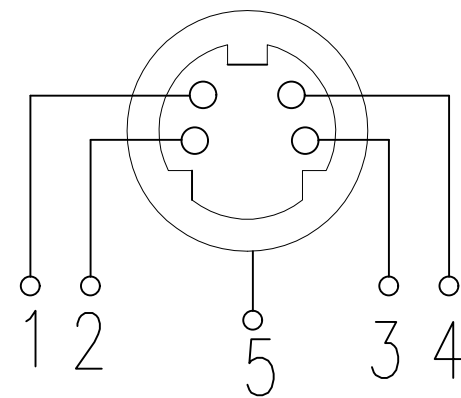
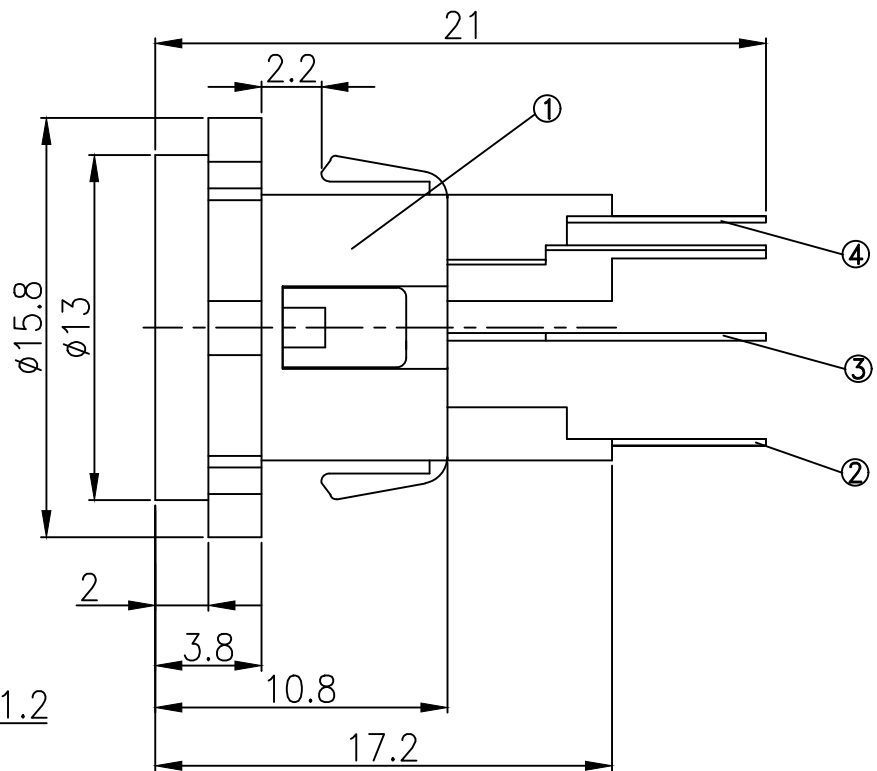
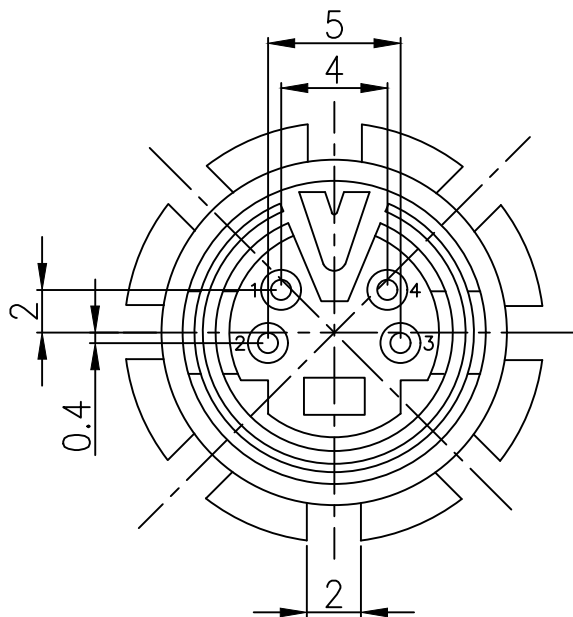
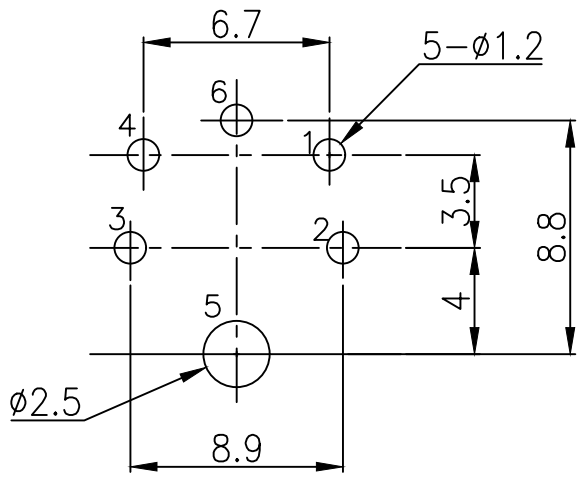


* RoHS COMPLIANT *

* REVISIONS				
LTR	DESCRIPTION	DATE	REVISED	APPROVED



SCHEMATIC DIAGRAM



T:1.6 Dimensions of PC board holes
Tolerance : ±0.1(Printed-bottom view)

UNLESS OTHERWISE SPECIFIED, TOLERANCE ON DECIMAL: ±0.3

4	EARTH TERMINAL	1	C2680	t=0.25	Cu/Sn	PLATED
3	TERMINAL	4	C5191	t=0.35	Ag	PLATED
2	GROUND CONTACT	1	C2680	t=0.35	Cu/Sn	PLATED
1	HOUSING	1	PBT 4815			UL-94V0(BLACK)
LTR	PART NAME	QTY	MATERIAL	REMARK		
DWN	LILY	DATE	2016.07.01	3RD ANGLE PROJECTION	NAME S JACK	
CHKD	ANYD	DATE	2016.07.01		CAT. NO. MD-09028	
APVD	JON	DATE	2016.07.01	UNIT: mm	DWN.NO. B-09028	
JKCR Electronics Co., Ltd.						001