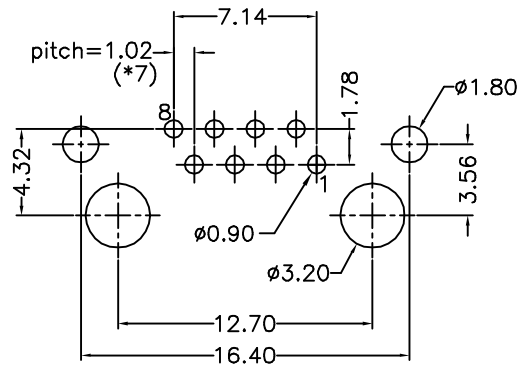
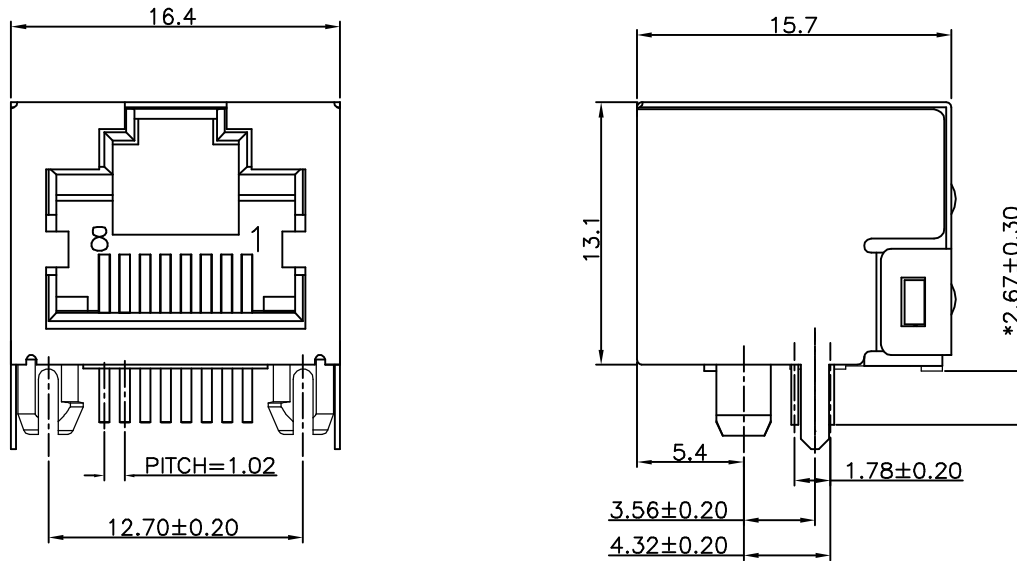


* RoHS COMPLIANT *

* REVISIONS				
LTR	DESCRIPTION	DATE	REVISED	APPROVED



PCB (t=1.60mm) Layout
Component Side Shown

NOTES:

ELECTRICAL:

1. VOLTAGE RATING : 125 VAC RMS.
2. CURRENT RATING : 1.5 AMP.
3. CONTACT RESISTANCE : 30 MILLIOHMS MAX.
4. INSULATION RESISTANCE: 1000 MEGOHMS MIN @ 500 VDC.
5. DIELECTRIC STRENGTH : 1000 VAC RMS 60Hz, 1MIN.
6. OPERATING: 750 CYCLES MIN.

MECHANICAL:

1. HOUSING MATERIAL : LCP UL94V-0.
2. SHIELD MATERIAL : COPPER ALLOY.
3. CONTACT MATERIAL : PHOSPHOR BRONZE $\phi 0.46\text{mm}$.
4. PLATING : GOLD PLATING OVER NICKEL.
5. OPERATING LIFE : 750 CYCLES MIN.
6. PCB RETENTION PRE-SOLDER : 1 LB MIN.
7. PCB RETENTION POST-SOLDER: 10 LBS MIN.

ENVIRONMENTAL:

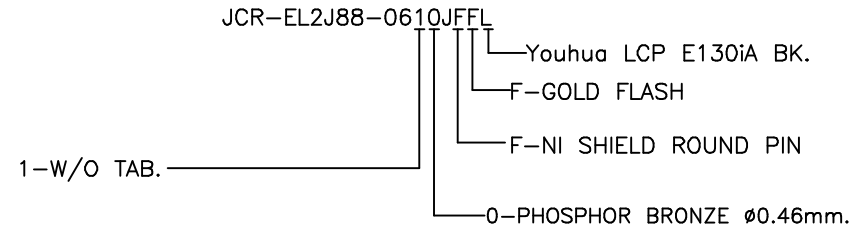
1. STORAGE : -40°C TO $+85^{\circ}\text{C}$.
2. OPERATION: -40°C TO $+85^{\circ}\text{C}$.
3. WAVE SOLDERING TEMPERATURE: $255\sim 265^{\circ}\text{C}$ (5~10 SECONDS).
4. RoHS COMPLIANT.

MATES WITH MODULAR PLUG CONFORMING TO

FCC PART 68, SUBPART F.

CUL FILE NO. E345295

PART NUMBER:



UNLESS OTHERWISE SPECIFIED, TOLERANCE ON DECIMAL: ± 0.3

DWN	LILY	DATE	2020.07.01	3RD ANGLE PROJECTION	NAME RJ45 1X1 W/O LED W/O Tabs
CHKD	ANDY	DATE	2020.07.01		CAT. NO. JCR-EL2J88-0610JFFL
APVD	JON	DATE	2020.07.01	UNIT: mm	DWN.NO. EX-EL2J88-06XXJXXL
JKCR Electronics Co., Ltd.					002