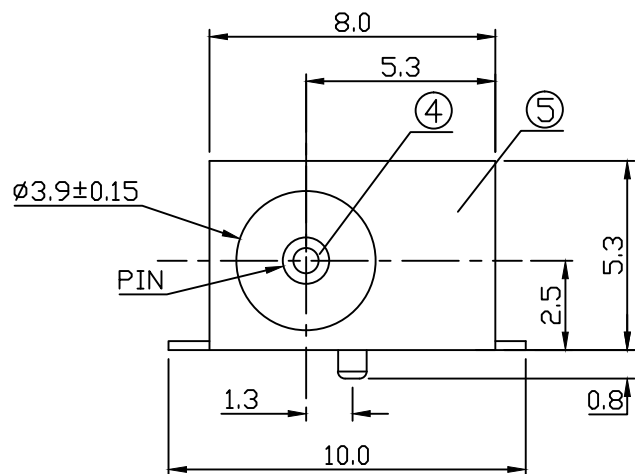
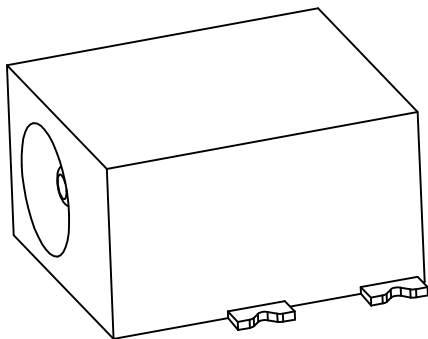
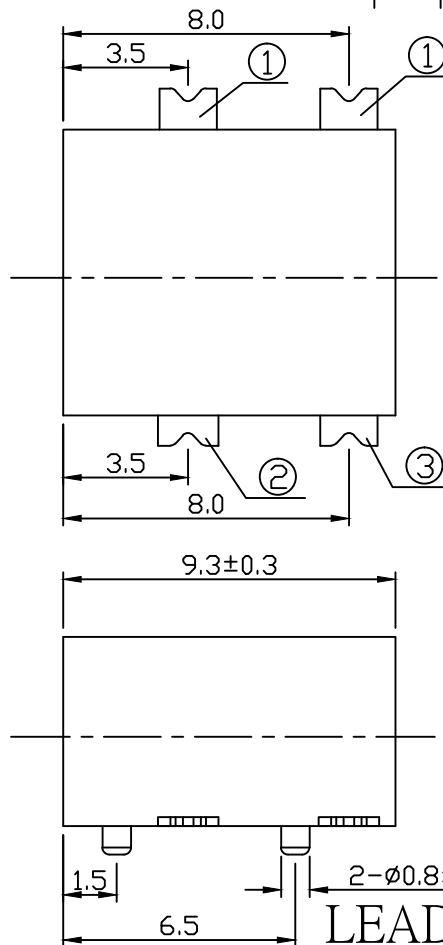


* RoHS COMPLIANT *



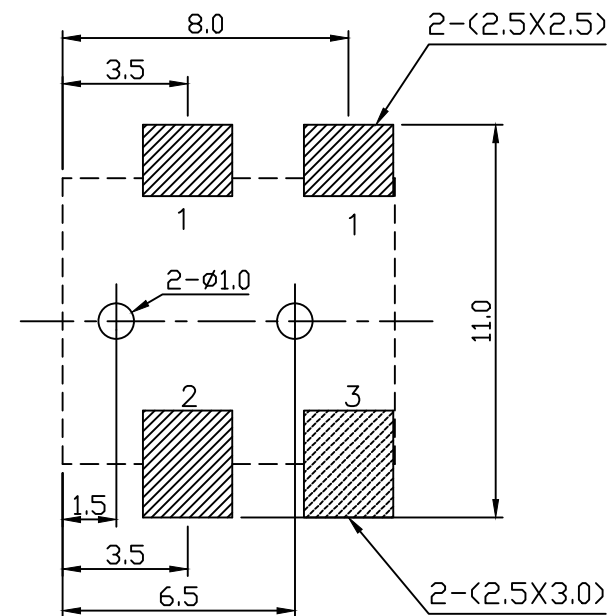
SCHEMATIC		
DCS-020-02A	ø1.0	
DCS-020-02B	ø1.3	

UNLESS OTHERWISE SPECIFIED, TOLERANCE ON DECIMAL: ±0.2



LEAD FREE

* REVISIONS				
LTR	DESCRIPTION	DATE	REVISED	APPROVED



T:1.6 Dimensions of PC board holes
Tolerance : ±0.05(Printed-top view)

5	HOUSING	1	PA9T	UL-94V0(BLACK)
4	PIN	1	H59(COPPER ALLOY)	Ni PLATED
3	TERMINAL 3#	1	C2680 t=0.25	Ag PLATED
2	TERMINAL 2#	1	C5191 t=0.30	Ag PLATED
1	TERMINAL 1#	1	C2680 t=0.30	Ag PLATED
LTR	PART NAME	QTY	MATERIAL	REMARK
DWN	LILY	DATE	2014.03.30	3RD ANGLE PROJECTION NAME DC POWER JACK CAT. NO. DCS-020-02 DWN.NO. A-020-02
CHKD	ANDY	DATE	2014.03.30	
APVD	JON	DATE	2014.03.30	
UNIT: mm				
JKCR Electronics Co., Ltd.				001